

KitchenAid[®] Microwave Hood Combinations: Air Fry Mode

Product Presentation



Included Air Fry Basket

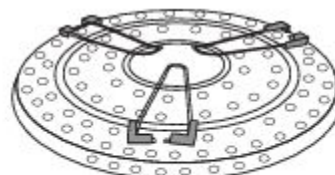


Air Fry Mode

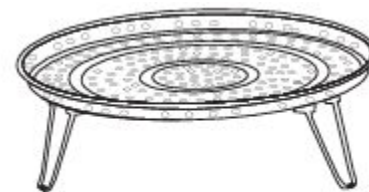


Grill Mode

Use the **included** air fry basket for air frying and grilling. The air fry basket can be folded when cleaning in the dishwasher or storing.



Folded Air Fry
Basket



Unfolded Air Fry
Basket

Inspiring New Possibilities
with a **multi-use**
microwave design to
expand your capabilities

KitchenAid® Microwave Hood Combinations



KitchenAid®



MODEL	KMHS120E	KMLS311H	KMHC319L
Colors	WH, SS, BS	WH, BL, SS, BS	SS, BS, PS
Capacity	2.0 Cu. Ft.	1.1 Cu. Ft.	1.9 Cu. Ft.
Wattage	1000	1000	1000/1600
Key Features	<ul style="list-style-type: none"> • 300 CFM Motor Class* /3SPD • Sensor Cooking • Steam Cooking • Halogen Lights 	<ul style="list-style-type: none"> • 500 CFM Motor Class* /5SPD • Sensor Cooking • Dual Fan Venting • Keep Warm Function 	<ul style="list-style-type: none"> • 400 CFM Motor Class* /6SPD • Air Fry w/ Basket • Grill / w Grill Rack • Steam Cook w/ Basket • Dedicated Steam Clean Button • Convection Cooking w/ rack • Sensor Cooking • Cook Shield Interior • SS Grease Baffles



KitchenAid® Convection Microwave Hood Combination w/ Air Fry Mode **KMHC319LPS**

Available: Printshield™ Finish, Stainless Steel, & Black Stainless



Air Fry Mode

Uses **dual heating elements** and a fan to circulate **hot air around the included air fry basket**, crisping and browning food with less oil* and no need to preheat.



Convection Cooking Modes**

For bake and roast use a **1600-watt convection element** to reach temperatures up to 450°F, giving this microwave the ability to convection cook everything from small-batch bakes to a whole roast chicken.

Grill Mode**

Uses the **included basket** and a **1500-watt grill element**** in the top of the microwave to sear meats, broil veggies and more



*When compared to deep frying; **Messaging based on US Models

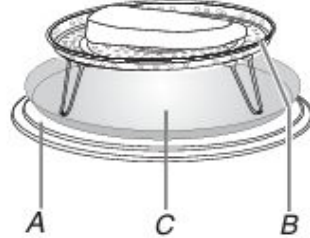
KitchenAid® Accessory Configurations



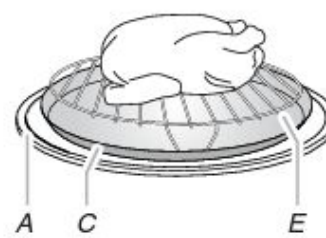
Air-Frying



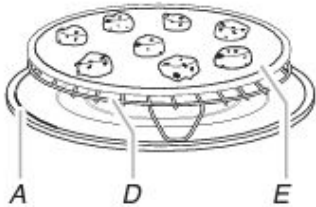
Grilling



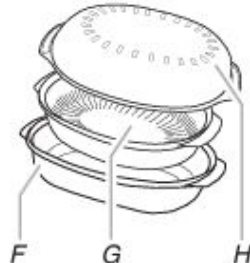
Roasting



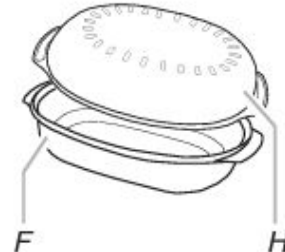
Baking



Steaming



Simmering



- A. Turntable
- B. Air fry basket
- C. Microwave-safe, ovenproof dish (not provided)
- D. Convection rack
- E. Cookie sheet (not provided)
- F. Steamer base
- G. Steamer insert
- H. Steamer lid

Qualify your customers for Air Fry



ASK

Are you looking to expand your creativity for meals by using little to no oil?

TELL

Using dual heating elements and a fan to circulate hot air around the included air fry basket, crisping and browning food with less oil* and no need to preheat. *When compared to deep frying

DEMO



Remove the included Air Fry Basket from the microwave demonstrating how the hot air circulates around the air fry basket. Then show customers how easy it is to place inside their microwave.

Qualify your customers for Grill Mode



ASK

What type of foods do you typically grill?

TELL

Use the included air fry basket and a 1500-watt grill** element in the top of the microwave to sear meats, broil veggies and more

DEMO



Remove the included Air Fry Basket from the microwave and speak to the Grill Mode function on the microwave. Then show customers how easy it is to place inside their microwave.

**Messaging based on US Models

Accessories

KitchenAid®

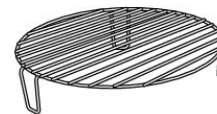


KMHC319L

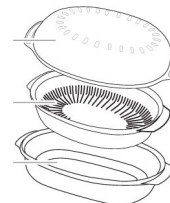
Comes With:
Air Fry Basket



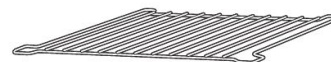
Round Convection Rack



Steamer Vessel



Rectangular Cooking Rack

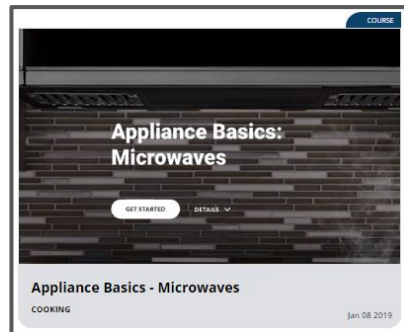


**Air Fry Basket is used for Grill Function*

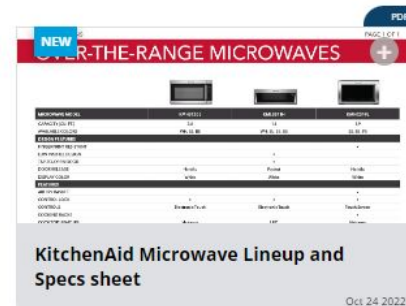
Click Images For More Sales Tools



Infosheet: KMHC319L



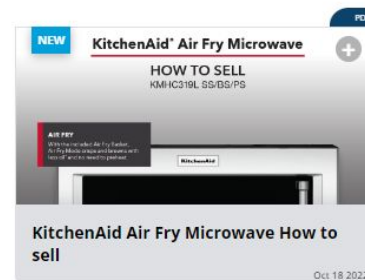
Appliance Basics: Microwaves



Model Line-Up: KitchenAid® MHC's



Product Short Video:
KitchenAid® Air Fry MHC



How to Sell: KitchenAid® Air Fry MHC